


## QUICKSTART GUIDE




Top View

### What's In The Box:

- A** 1 Intwine Connect ICG-200 series router
- B** 2 circular 2.4Ghz WiFi antennas
- C** 2 4G LTE antennas
- 1 5ft ethernet cable\*
- 1 12V DC power supply\*

\*Not pictured



# Your ICG-200, out of the box




Front View

- A** Power
- B** RS232 serial port
- C** RS485 terminal block
- D** 2 RJ45 ethernet ports



# Your ICG-200, out of the box

- A** 2 Cellular Antennas
- B** 2 WiFi Antennas
- C** 2 Standard/Mini/2FF SIM card slots
- D** 1 HDMI port
- E** 3 USB ports



Back View

# ICG-200 LED indicator guide

Power Status WiFi 3G/4G



**Power:** Steady RED when power is ON

Power Status WiFi 3G/4G



**Status:** Blinks green every 1 second at 50% utilization

Power Status WiFi 3G/4G



**WiFi:** Off when Wifi is disabled, steady green when WiFi is enabled

Power Status WiFi 3G/4G



**3G/4G:** Blinks green when connecting, and steady green when connected to cellular network. Off when not configured



# Configuring your ICG-200

- 1 Using a computer or mobile device, connect to the ICG's WiFi network. Use the name (SSID) and Default Password printed on the label on the bottom of the ICG.
- 2 Open a web browser (e.g. Chrome, Firefox, Safari, etc.) and browse to the address <http://192.168.10.1> to access your ICG Configuration Page.

**NOTE:**

If you receive a security warning, dismiss it.



- 3 Enter admin as the username and use the Admin Password from the ICG label. Click the Login button. In a few moments you will be redirected to the Configuration Page.
- 4 To change default SSID & password select Network Configuration and select WiFi from navigation menu. When changes are done, you may need to reconnect to WiFi network.
- 5 Create a remote management portal account at [rmp.intwineconnect.com](http://rmp.intwineconnect.com)

For more information, including advanced configurations and mounting instructions, see the complete ICG's User's Guide at [www.intwineconnect.com](http://www.intwineconnect.com)



## CERTIFICATIONS, LICENSES, AND WARNINGS

This Quick Start Guide contains safety, handling, disposal, regulatory, trademark, copyright, and software licensing information. Read all safety information below and operating instructions before using the ICG device to avoid injury.

### FEDERAL COMMUNICATION COMMISSION INTERFERENCE STATEMENT

**FCC CAUTION:** Any changes or modifications not expressly approved by the party responsible for compliance could void the user's authority to operate this equipment. This equipment has been tested and found to comply with the limits for a Class B digital device, pursuant to Part 15 of FCC Rules. These limits are designed to provide reasonable protection against such interference in a residential installation.

This equipment generates, uses, and can radiate radio frequency energy and, if not installed and used in accordance with the instructions provided by Intwine Connect, may cause harmful interference to radio communications. This device must accept any interference received, including interference that may cause undesired operations. However, there is no guarantee that interference will not occur in a particular installation.

If this equipment does cause harmful interference to radio or television reception, which can be determined by turning the equipment off and on, the user is encouraged to try to correct the interference by using one or more of the following measures:

- Reorient or relocate the receiving antenna.
- Increase the separation between the equipment and receiver.
- Connect the equipment into an outlet on a circuit different from that to which the receiver is connected.
- Consult the dealer or an experienced radio or television technician for help.

Changes or modifications not expressly approved by Intwine Connect, LLC could void the user's authority to operate the product.

**RADIATION EXPOSURE STATEMENT:** This equipment complies with FCC radiation exposure limits set forth for an uncontrolled environment. End users must follow the specific operating instructions for satisfying RF exposure compliance.

To maintain compliance with FCC RF exposure compliance requirements, please follow operation instruction as documented in this manual.

**SAFETY AND HAZARDS** - Under no circumstances should the ICG device be used in any areas: (a) where explosives are being used; (b) where explosive atmospheres may be present; or (c) that are proximate to any equipment which may be susceptible to any form.



## CERTIFICATIONS, LICENSES, AND WARNINGS

**SAFETY AND HAZARDS** - Under no circumstances should the 4GR device be used in any areas: (a) where explosives are being used ; (b) where explosive atmospheres may be present; or (c) that are proximate to any equipment which may be susceptible to any form of radio interference where such interference would result in harm of any kind. In such areas, the 4GR device **MUST BE POWERED OFF AT ALL TIMES** (since the device otherwise could transmit signals that might interfere with such equipment)

**NOTE** – The ICG was not designed for safe in-vehicle use and, as such, it should not be used in any moving vehicle by the operator. In some jurisdictions, use of the ICG device while driving or operating a vehicle constitutes a civil and/or criminal offense.

**OPEN SOURCE SOFTWARE** - This product contains software distributed under one or more of the following open source licenses: GNU General Public License Version 2, BSD License, and PSF License Agreement for Python 2.7. For more information on this software, including licensing terms and your rights to access source code, contact Intwine at [info@intwineconnect.com](mailto:info@intwineconnect.com).

**WARRANTY INFORMATION** - Intwine warrants this product against defects in materials and workmanship to the original purchaser (or the first purchaser in the case of resale by an authorized distributor) for a period of one (1) year from the date of shipment. This warranty is limited to a repair or replacement of the product, at Intwine's discretion as purchaser's sole and exclusive remedy. Intwine does not warrant that the operation of the device will meet your requirements or be error free. Within thirty (30) days of receipt should the product fail for any reason other than damage due to customer negligence, purchaser may return the product to the point of purchase for a full refund of the purchase price. If the purchaser wishes to upgrade or convert to another Intwine product within the thirty (30) day period, purchaser may return the product and apply the full purchase price toward the purchase of another Intwine product. Any other return will be subject to Intwine's existing return policy.

**RSS-GEN COMPLIANCE** - This device complies with RSS-GEN of the Industry Canada Rules. Operation is subject to the following two conditions: (1) This device may not cause harmful interference, and (2) this device must accept any interference received, including interference that may cause undesired operation.

Ce dispositif est conforme à la norme CNR-GEN d'Industrie Canada applicable aux appareils radio exempts de licence. Son fonctionnement est sujet aux deux conditions suivantes: (1) le dispositif ne doit pas produire de brouillage préjudiciable, et (2) ce dispositif doit accepter tout brouillage reçu, y compris un brouillage susceptible de provoquer un fonctionnement indésirable.

This radio transmitter has been approved by Industry Canada to operate with the antenna types listed below with the maximum permissible gain and required antenna impedance are strictly prohibited for use with this device.



For more information go to [www.intwineconnect.com](http://www.intwineconnect.com)

## CERTIFICATIONS, LICENSES, AND WARNINGS

Le présent émetteur radio a été approuvé par Industrie Canada pour fonctionner avec les types d'antenne énumérés ci-dessous et ayant un gain admissible maximal et l'impédance requise pour chaque type d'antenne. Les types d'antenne non inclus dans cette liste, ou dont le gain est supérieur au gain maximal indiqué, sont strictement interdits pour l'exploitation de l'émetteur.

**LIMITATION OF INTWINE LIABILITY** - The information contained in this Quick Start Guide is subject to change without notice and does not represent any commitment on the part of Intwine or its affiliates. INTWINE AND ITS AFFILIATES HEREBY SPECIFICALLY DISCLAIM LIABILITY FOR ANY AND ALL: (A) DIRECT, INDIRECT, SPECIAL, GENERAL, INCIDENTAL, CONSEQUENTIAL, PUNITIVE OR EXEMPLARY DAMAGES, INCLUDING WITHOUT LIMITATION FOR LOSS OF PROFITS OR REVENUE OR OF ANTICIPATED PROFITS OR REVENUE ARISING OUT OF THE USE OR INABILITY TO USE THE DEVICE, EVEN IF INTWINE AND/OR ITS AFFILIATES HAVE BEEN ADVISED OF THE POSSIBILITY OF SUCH DAMAGES, AND EVEN IF SUCH DAMAGES ARE FORESEEABLE; OR (B) CLAIMS BY ANY THIRD PARTY.

Notwithstanding the foregoing, in no event shall the aggregate liability of Intwine and/or its affiliates arising under or in connection with the device, regardless of the number of events, occurrences, or claims giving rise to liability, exceed the price paid by the original purchaser of the device.

**PRIVACY** - Intwine collects general data pertaining to the use of Intwine products via the Internet including, by way of example, IP address, device ID, operating system, browser type and version number, etc. For more information, contact Intwine at [info@intwineconnect.com](mailto:info@intwineconnect.com).

**OTHER BINDING DOCUMENTS; TRADEMARKS; COPYRIGHT** - By activating or using your ICG device, you agree to be bound by Intwine's Terms of Use, User License and other Legal Policies. For more information, contact Intwine at [info@intwineconnect.com](mailto:info@intwineconnect.com)

© 2021 Intwine Connect, LLC. All rights reserved. Intwine is not responsible for omissions or errors in typography or photography. Intwine, ICG and the Intwine logo are trademarks of Intwine Connect, LLC in the US and other countries. Other trademarks are property of their respective owners.

For a complete list of warnings, warranties, and other useful information about your ICG, please visit [www.intwineconnect.com](http://www.intwineconnect.com)

Copyright ©2021, Intwine Connect, LLC.  
8401 Chagrin Rd. Suite 10B  
Chagrin Falls, OH. 44023  
(216)314-2922  
[www.intwineconnect.com](http://www.intwineconnect.com)